

USING YOUR PreACT Secure Results

■ PROGRAM: STATE, DISTRICT ■ PRODUCT: PreACT SECURE ■ AUDIENCE: EXAMINEES

Student Report: The *PreACT® Secure Student Report* includes your composite, subject, and STEM scores; predicted ACT score ranges, the indicator of Progress Toward ACT® National Career Readiness Certificate® (NCRC®); and US Rank.

Understanding Your Results

Your *PreACT Secure Student Report* contains a lot of information about your skills, interests, plans, and goals. Use this guide, along with your report, to get a better sense of where you are, where you might want to go, and how to get there.

How Am I Doing So Far?

Your *PreACT Secure Student Report* shows your relative strengths and weaknesses in four subject areas important for success in college: English, math, reading, and science. Ask your counselor how you can improve in areas where you are not as strong.

Am I on Target for College and Career?

Your *PreACT Secure Student Report* shows you how well you are learning the skills you'll need to be ready for college and a career. Most likely, you have learned some of these skills better than others.

Use your *PreACT Secure Student Report* to help you strengthen those skills that you still need to work on. Visit <http://www.act.org/content/act/en/students-and-parents.html> for more information on how to continue your college and career planning.

What Your Scores Mean

For PreACT Secure, your scores are between 1 (the lowest score you can receive) and 35 (the highest score you can receive). PreACT takes the number of questions you got right on each test and translates it into a number between 1 and 35 (called a “scale score”).

Score Ranges

Because no test can measure educational development with absolute precision, it's best to think of each of your PreACT Secure scores as a range rather than as a precise point. Your PreACT Secure score ranges are shown on your Student Report by the colored boxes on the graph below your scores.

The heavy line within the colored boxes is your calculated scale score. The graph also includes light gray lines with a number next to it. These are the PreACT Secure Readiness Benchmarks.

Composite Scores

Your Composite score is simply the average of the English, math, reading, and science test scores (rounded to a whole number). In the same way your overall grade point average in school shows how well you are doing across all your different classes, your PreACT Secure Composite score shows how well you did across the entire PreACT Secure test.

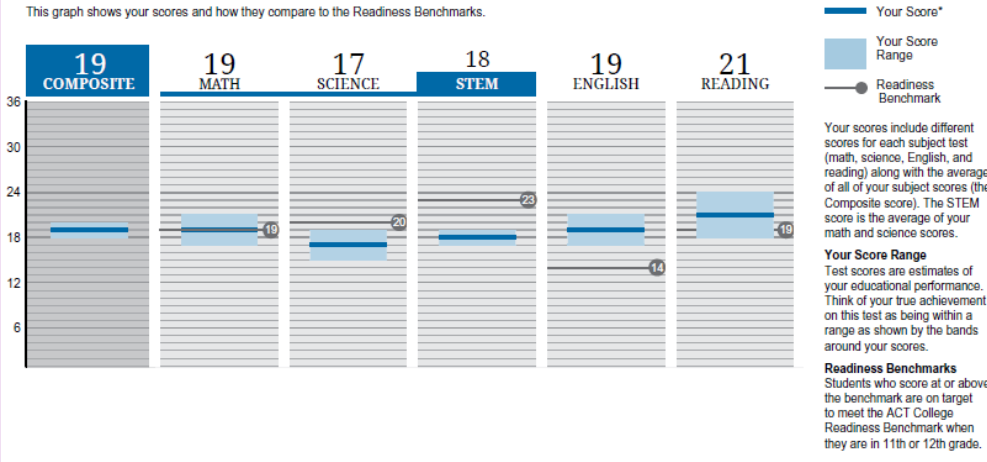
STEM Score

Your STEM score is the average of the math and science test scores. You can compare your STEM score to the PreACT Secure STEM Readiness Benchmark to see if you are on target to be ready for first-year college courses in science, technology, engineering, and math (STEM).

ANN C. TAYLOR (ID#: 123876)
 Test Date: March 8, 2023
 WASHINGTON HIGH SCHOOL (Code: 123456)
 Grade: 10

Your Composite Score is **19**

This graph shows your scores and how they compare to the Readiness Benchmarks.



Your Predicted ACT Score Ranges

PreACT Secure and the ACT[®] test cover the same subject areas. PreACT Secure is designed for 10th graders, and the ACT is designed for 11th and 12th graders.

Together, the two assessments measure your college readiness skills as you progress through school. Your PreACT Secure scores can be used to predict how you are likely to do if you take the ACT as an 11th grader.

You can use these predicted score ranges to see if you are on target to achieve the scores you want by the time you take the ACT later in high school. PreACT Secure can help you determine if there are subject areas where taking additional courses or gaining additional skills might improve your preparation for college, for technical training, or in your career.

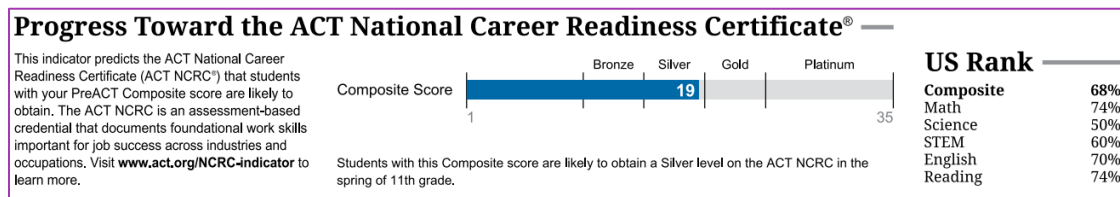
Your Predicted ACT Composite Score Range is **20–23**

The predicted ACT score ranges assume you will have typical achievement growth and take the ACT test in spring of 11th grade.

20–23 COMPOSITE	20–24 MATH	18–22 SCIENCE	18–22 STEM	20–24 ENGLISH	21–26 READING
--------------------	---------------	------------------	---------------	------------------	------------------

Progress Toward a Certificate

Progress Toward the ACT® National Career Readiness Certificate® (NCRC®) provides information about your level of career readiness based on your PreACT Secure composite score. More specifically, this indicator provides an estimate of the ACT NCRC that students with your PreACT Secure Composite score are likely to obtain at 11th grade. The ACT NCRC is an assessment-based credential that documents foundational work skills important for job success across industries and occupations. Visit www.act.org/NCRC-indicator to learn more.



How Do You Compare with Other Students Who Tested?

Next to Progress Toward the ACT National Career Readiness Certificate, you will find the percentile ranks of your scores (US Rank). The percentile ranks can help you understand how your scores compare to the scores of other students in the United States who tested. The percentile ranks are the percentage of students who earned a score equal to or lower than your score. In the example above, the percentile rank for English is 70%. This means that the student scored as high or higher than 70% of students in the United States who took the PreACT Secure test.

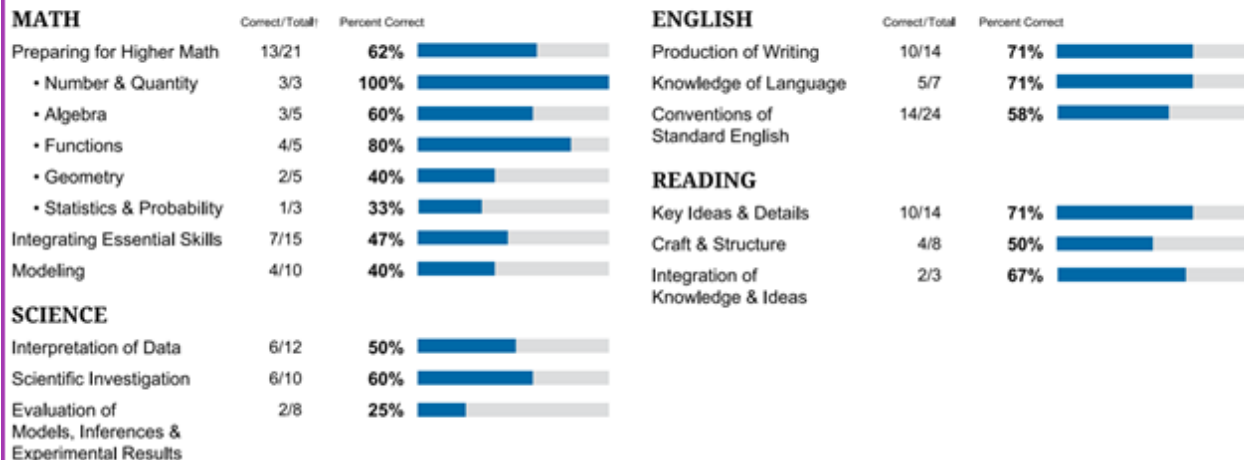
Your Detailed Results

Below your predicted ACT score ranges, you will find a list of topics—also known as reporting categories—that were covered on each of the four subject tests: English, math, reading, and science. Next to each topic is the number of questions you answered correctly and the total number of questions related to that topic.

The report also shows the percentage of the questions you answered correctly for each topic. The bar graph helps you see your topics with the highest and lowest percent correct, and can help you understand your areas of strength and weakness.

Your Detailed PreACT Results

The scores below represent your performance on reporting categories measured by the test. Reporting category designations are provided to help you start to focus on strengths and weaknesses. Categories with only a few items may be less representative of your overall performance in that category.



Compare Your Scores to College and Readiness Benchmarks

A college education and other training after high school can open many doors for you. In fact, most jobs (and almost all high-paying jobs) require some education or technical training after high school. While college or a career may seem a long way off, you can be preparing now by taking (and working hard in) challenging core courses in high school. This way, you'll have the best chance to learn the skills you need to be ready for college.

PreACT Secure Readiness Benchmarks

How can you tell if you're on target for college? Your PreACT Secure results give you an early indication of how likely you are to be ready for college-level work if your academics continue at the current pace. ACT has identified benchmark scores that reflect the foundation you are developing for the skills you will need by the time you finish high school.

Look again at the graph on the first page of your Student Report that shows your scores for each test. Compare your score ranges (the colored boxes) to the PreACT Secure Readiness Benchmarks (the gray lines with numbers).

Students that score at or above the PreACT Secure Readiness Benchmarks in English, math, and science are likely to be ready to do well in entry-level college courses in these subjects when they graduate from high school.

Students scoring at or above the reading benchmark are likely to be developing the level of reading skills they will need in all of their college courses. Of course, this assumes students will continue to work hard and take challenging courses throughout high school.

Your Action Plan

Remember, you still have time to improve your skills before you graduate from high school, but you need to be sure you have a plan for your remaining high school years:

- Look at how your score ranges compare to the PreACT Secure Readiness Benchmarks on your Student Report.
 - Are your score ranges at or above the benchmark scores? If so, you are doing well, but keep working hard. There is still a lot you need to learn.
 - Are your score ranges below the benchmark scores? It's important to start taking action now. Talk to your teachers or counselor about how you can improve in these areas.
 - Remember, there is still time to get on target. Review the suggestions for improving your skills on the back of your report.
 - Make sure you are taking the recommended number and level of core courses.
- Begin thinking about what you would like to study in college or in technical school, or the requirements of the careers in which you would like to work.

Code of Fair Testing Practices

ACT endorses the *Code of Fair Testing Practices in Education* and the *Code of Professional Responsibilities in Educational Measurement*, which guide the conduct of those involved in educational testing. ACT is committed to ensuring that each of its testing programs upholds the guidelines in each code. You may locate copies of these codes through the following organizations:

- *Code of Fair Testing Practices in Education*: American Psychological Association (www.apa.org)
- *Code of Professional Responsibilities in Educational Measurement*: National Council on Measurement in Education (<http://www.ncme.org/>)