

A blurred background image of a classroom with desks, chairs, and educational materials.

KENOSHA UNIFIED **SCHOOL DISTRICT** KUSD Rightsizing Committee Meeting #2

KUSD Mission: Provide excellent, challenging learning opportunities and experiences that prepare each student for success.

July 17, 2023



Agenda

- School Finance Update
- Variable SPED Pupil Services
- Open Enrollment Survey Summary
- KUSD Busing Basics
- Current Condition of KUSD Locations
- KUSD School Accountability Report Cards
- Boundary Considerations/Priorities



WI Public School Funding – Per Pupil \$

- **Basic concept** : Revenue Cap Law in the early 1990s set a per pupil amount for each unique district based on their own historical spending
- This per pupil amount was supposed to increase along with inflation
- Budgets grew by either increasing student enrollment or by the inflationary increases
- This basic concept makes sense for a growing or stable enrollment district
- Deficits arise when cost increases exceed the per pupil growth or when enrollment declines over time
- The reality is that expenses do not shrink in line with enrollment declines
- Many of the fixed costs that were built up during the growth years remain regardless of the lost revenue



Financial Situation

- Enrollment (the most important funding variable) continues to decline
- Per-Pupil Revenue Limit increases were \$0 in 6 out of the last 8 fiscal years
- Non-base building Per-Pupil Categorical Aid that is provided outside of revenue limits increased by \$0 in 4 out of the last 8 fiscal years

Biennium	Per-Pupil Rev Limit Inc.		Per-Pupil Cat Aid Inc.	
	Year 1	Year 2	Year 1	Year 2
2015-17	\$0	\$0	\$0	\$100
2017-19	\$0	\$0	\$200	\$204
2019-21	\$175	\$179	\$88	\$0
2021-23	\$0	\$0	\$0	\$0
2023-25	\$325	\$325	\$0	\$0



Financial Situation

- Public school funding increases in the 2023-25 biennial budget do not even keep up with inflation
 - Recent developments indicate we can expect the Per-Pupil Revenue Limit to increase by \$325 per year
 - The low revenue ceiling for school districts is expected to move up to \$11,000 per pupil (KUSD currently is at \$10,623)
- Significant increases in public school funding were State Aid increases which help to reduce tax levies, but do not provide more money to spend overall due to the Revenue Limit Formula



What Adjustments Have Been Made?

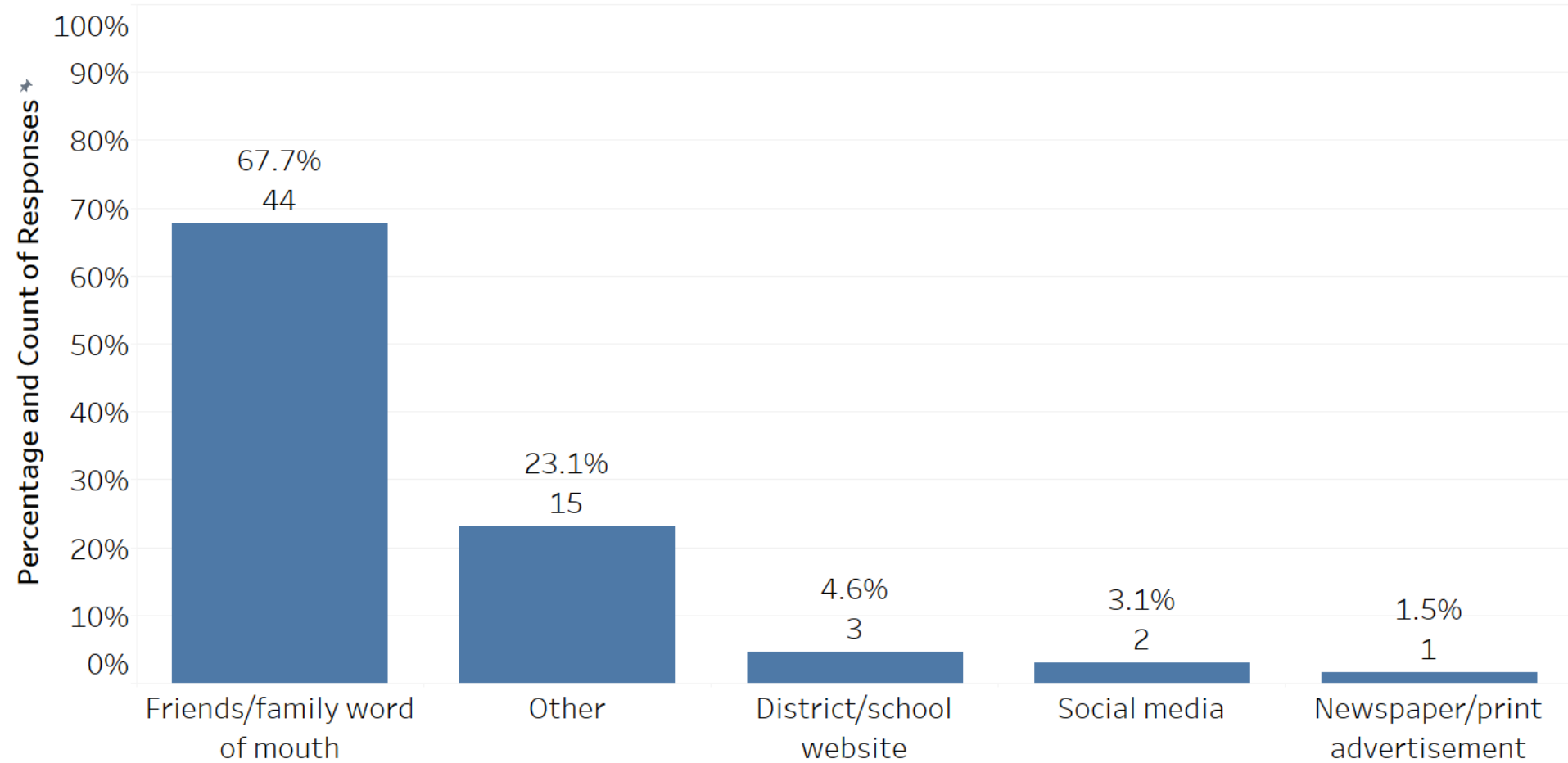
- Health insurance plans have changed to High-Deductible plans
- District contributions to Health Savings Accounts (HSAs) have been eliminated
- Instructional staff have been reduced when possible in accordance with class size policies and program limitations
- Support staff have been reduced at the ESC
- Discretionary budgets have been reduced
- Major maintenance budget has been reduced
- Operational costs have been temporarily covered by ESSER funding (expire after 2023-24)
- Closing Wilson Elementary School



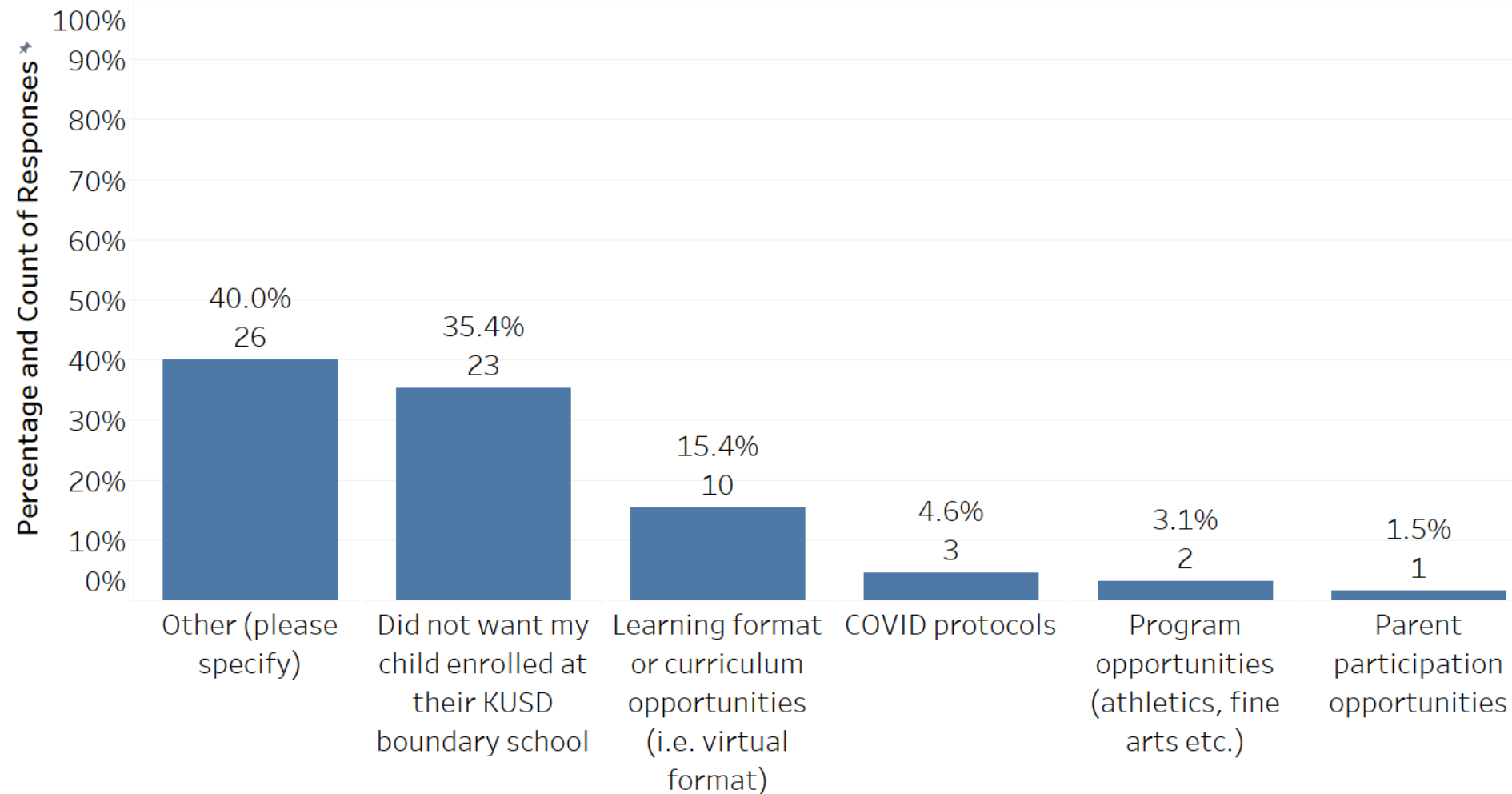
KUSD Open Enrollment Survey Summary

- Several hundred Kenosha parents choose to open enroll their children to another public school district (in total, not each year).
- Survey was sent to 642 parents, with 65 providing a response (10.1% response rate)
- Can we identify why parents choose to open enroll out of KUSD and is there any opportunity to bring them back to KUSD?
- How can KUSD take this feedback and consider possible changes and offerings? Would it be worth it?

How Did You Learn Of The Open Enrollment Program?



What Was Your Primary Factor For Choosing To Open Enroll Out Of KUSD?

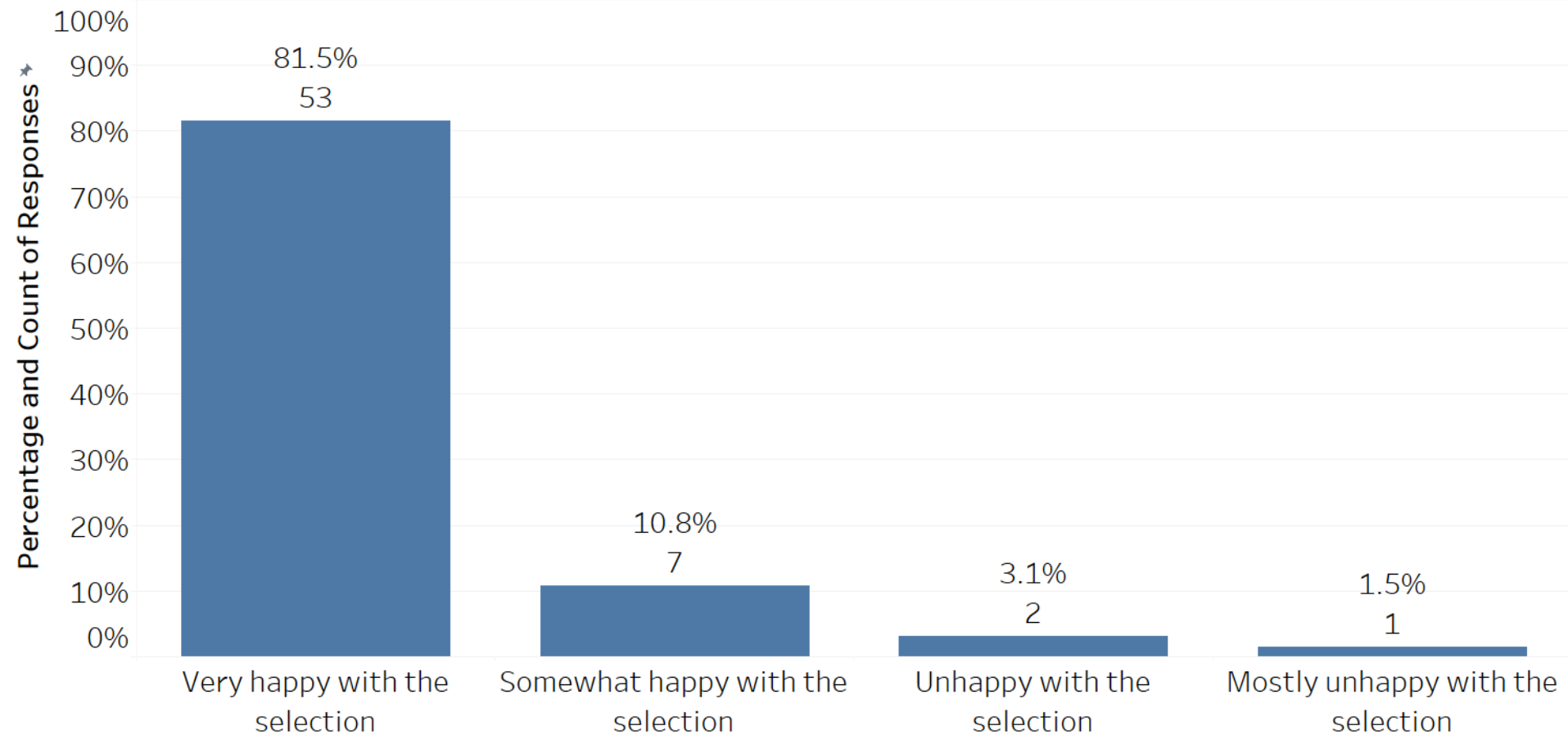




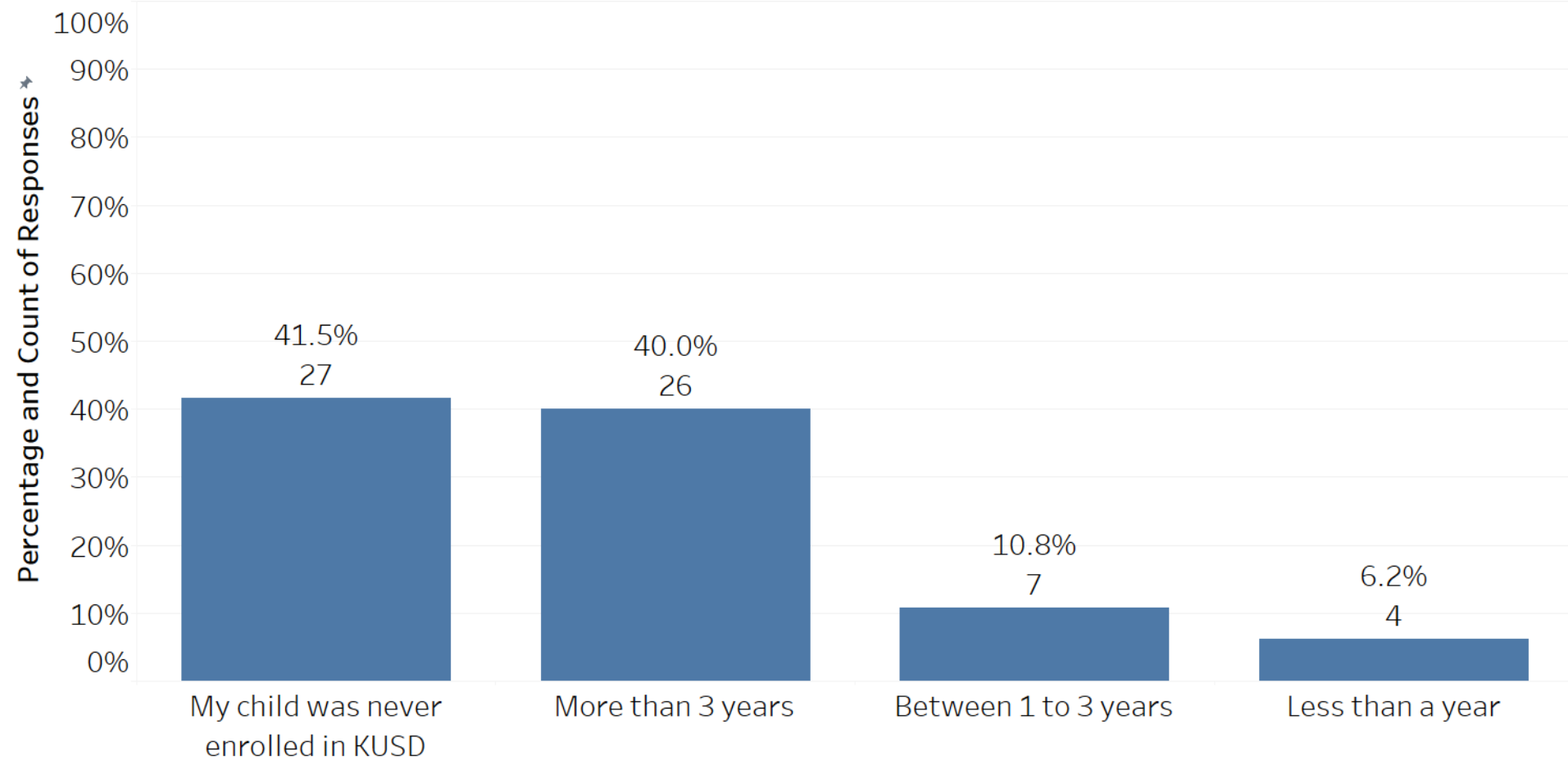
OE Survey: Other Factors For Choice

- 26 responses were provided for a different primary reason for enrolling outside of KUSD
- No dominant theme emerged
- Parent work locations
- Prior enrollment/siblings enrolled
- School discipline concerns
- Secondary schools are too large

How Would You Rate Your Open Enrollment Experience?



How Long Was Your Child Enrolled In KUSD Prior To Your Open Enrollment Transfer?





KUSD Open Enrollment Open Comments

- 37 responses were provided in this section
- Repeated theme for student safety and bullying concerns
- Learning options were not optimal, mainly a dislike for the virtual learning format from the early pandemic days
- Some parents attempted to transfer within KUSD and were denied, so they applied outside of KUSD



WI Busing Operations

- Kenosha Unified transports more than 7,000 students each day using a mixture of contracted Yellow and City Buses. Managed with a 3 tier bell time schedule to control the district's transportation resources and needs.
- Students (K4-12) who live two miles or more from their boundary school or who must cross a road deemed hazardous are eligible for transportation to their home (boundary) school.
- Bus stop locations are determined by the bus company and the office of transportation to create the smoothest/shortest path for the bus drivers and to pick up multiple students at one stop. Keeping the fewest stops per bus route helps reduce travel time and increases safety.

CONDITION OF FACILITIES

Updated: June 1, 2023

Good

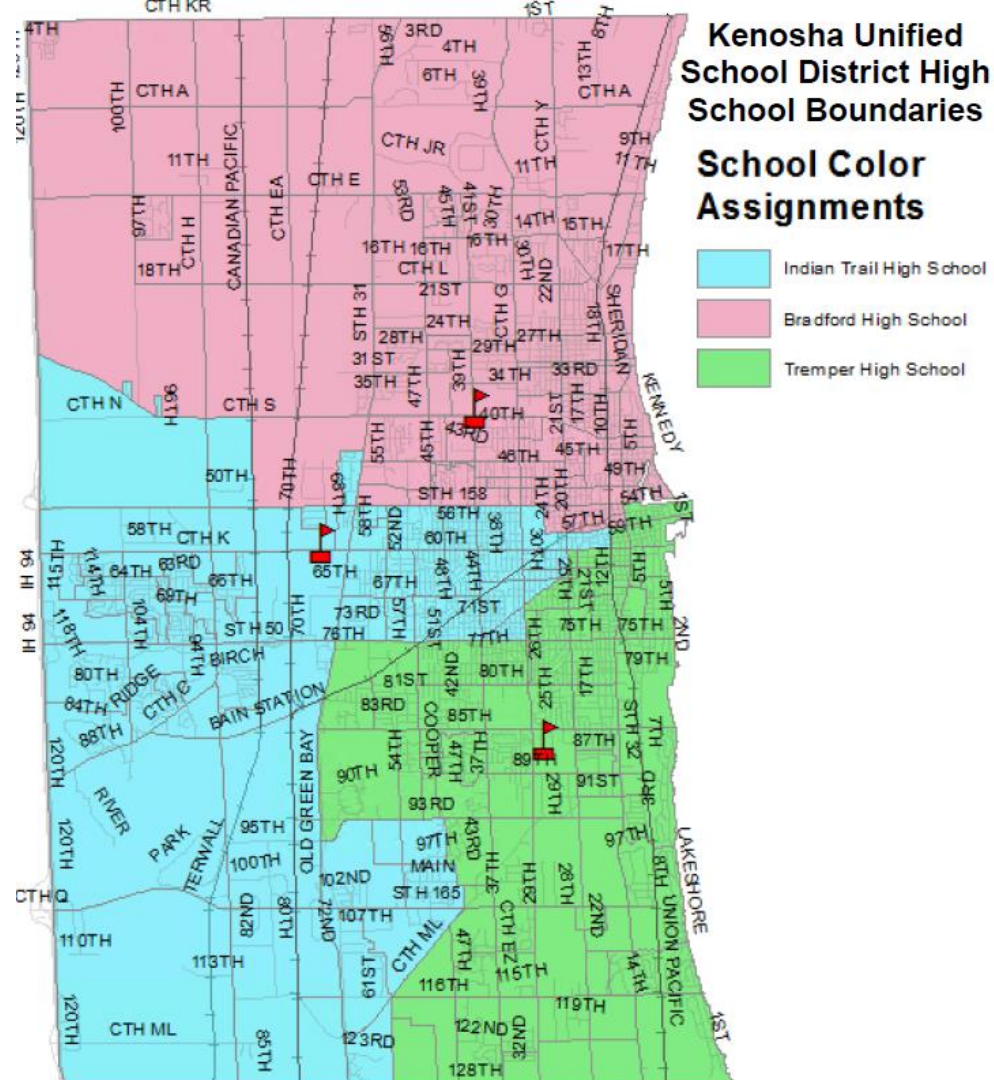
Fair

Poor

School	Construction or Remodel Date(s)	Property Size & Green Space ¹	Property Status	Controlled Entrance	ADA	HVAC System			Energy Usage (kBtu/sf/yr)	ES Supports 3-Track
						Age	A/C	Controls ²		
HIGH SCHOOLS										
Bradford	2022		Own	Yes	Yes	2020	Yes	TRID	49.73	N/A
Indian Trail	2010		Own	Yes	Yes	1998 2009	Yes	DDC	57.15	N/A
Lakeview	1997		Lease	Yes	Yes	1997	Yes	DDC	49.90	N/A
Reuther	1993		Own	Yes	Partial	1993 2022	Yes	TRID	122.37	N/A
Tremper	2021		Own	Yes	Partial	2021	Yes	TRID	70.48	N/A
MIDDLE SCHOOLS										
Bullen	2018		Own	Yes	Yes	2017	Yes	TRID	37.42	N/A
Lance	2018		Own	No	Yes	2017	Yes	TRID	45.91	N/A
Lincoln	1993		Own	Yes	Partial	1993 2020	Yes	TRID	83.13	N/A
Mahone	2002		Own	Yes	Yes	2002	Yes	TRID	56.69	N/A
Washington	1920 1966		Own	No	No	1966 1990s	No	MET/PN	75.61	N/A

The map displays the following school boundaries and features:

- Schools:**
 - Bullen Middle School:** Located in the northernmost section, colored pink.
 - Washington Middle School:** Located to the east of Bullen, colored light blue.
 - Mahone Middle School:** Located in the central-western section, colored green.
 - Lincoln Middle School:** Located in the central-eastern section, colored orange.
 - Lance Middle School:** Located in the southern section, colored yellow.
- Geographic Features:**
 - Frontage Road:** Runs along the western edge of the map.
 - 120th Street:** A major north-south street running through the center.
 - 100th Street:** A major north-south street to the west of 120th.
 - 80th Street:** A major north-south street to the east of 120th.
 - 60th Street:** A major north-south street to the east of 80th.
 - 40th Street:** A major north-south street to the east of 60th.
 - 20th Street:** A major north-south street to the east of 40th.
 - 1st Street:** The easternmost major street shown.
 - 15th Street:** A major east-west street running through the center.
 - 10th Street:** A major east-west street to the north of 15th.
 - 5th Street:** A major east-west street to the south of 15th.
 - 1st Street:** The southernmost major street shown.
- Other Labels:**
 - University Heights:** Labeled in the northern part of the map.
 - Washington:** Labeled in the eastern part of the map.
 - Lincoln:** Labeled in the central-eastern part of the map.
 - Lance:** Labeled in the southern part of the map.
 - 120th Street:** Labeled multiple times along its length.
 - 100th Street:** Labeled multiple times along its length.
 - 80th Street:** Labeled multiple times along its length.
 - 60th Street:** Labeled multiple times along its length.
 - 40th Street:** Labeled multiple times along its length.
 - 20th Street:** Labeled multiple times along its length.
 - 1st Street:** Labeled multiple times along its length.
 - 15th Street:** Labeled multiple times along its length.
 - 10th Street:** Labeled multiple times along its length.
 - 5th Street:** Labeled multiple times along its length.
 - 1st Street:** Labeled multiple times along its length.





KUSD School Report Card Data

- Each binder contains the initial summary pages of the most recent Wisconsin School Report Card (2021-22) for each KUSD School.
- An overall rating scale and star count provides a category for each school, along with multiple calculations that cover multiple years.
- Achievement on state assessments, growth over time, graduation rates, attendance and on-track to graduate are merged to determine the overall score.
- Even with all of these data points and accountability, there isn't a system that provides a comprehensive overall makeup of each school and its offerings and services.

THANK YOU

Any questions?

You can find me at:
kkeckler@kUSD.edu



kUSD.edu



[KenoshaSchools](https://www.facebook.com/KenoshaSchools)



[KenoshaSchools](https://www.instagram.com/KenoshaSchools)



[KUSD](https://twitter.com/KUSD)



[KenoshaSchools](https://www.youtube.com/KenoshaSchools)

A blurred photograph of a classroom. In the foreground, there are several white rectangular tables arranged in rows, each with blue plastic chairs. On the tables, there are some colorful objects, possibly toys or classroom supplies. In the background, there is a chalkboard on the left wall and large windows on the right wall. The overall scene is a typical classroom environment.

KENOSHA UNIFIED **SCHOOL DISTRICT**