

## Badger Exam Score Guide

Badger Exam performance levels and the corresponding scale score ranges reflect the mastery of the Common Core Standards. The scores are reported in terms of four performance levels:

Performance Level	Description
<b>Advanced</b>	Student demonstrates <b><i>thorough understanding</i></b> of and ability to apply the knowledge and skills for his or her grade level that are associated with college content-readiness.
<b>Proficient</b>	Student demonstrates <b><i>adequate understanding</i></b> of and ability to apply the knowledge and skills for his or her grade level that are associated with college content-readiness.
<b>Basic</b>	Student demonstrates <b><i>partial understanding</i></b> of and ability to apply the knowledge and skills for his or her grade level that are associated with college content-readiness.
<b>Below Basic</b>	Student demonstrates <b><i>minimal understanding</i></b> of and ability to apply the knowledge and skills for his or her grade level that are associated with college content-readiness.

The tables below show the scale score ranges for each performance level by grade and content area.

English Language Arts (ELA)				
Gr.	Below Basic	Basic	Proficient	Advanced
3	2114-2366	2367-2431	2432-2489	2490-2623
4	2131-2415	2416-2472	2473-2532	2533-2663
5	2201-2441	2442-2501	2502-2581	2582-2701
6	2210-2456	2457-2530	2531-2617	2618-2724
7	2258-2478	2479-2551	2552-2648	2649-2745
8	2288-2486	2487-2566	2567-2667	2668-2769

Mathematics				
Gr.	Below Basic	Basic	Proficient	Advanced
3	2189-2380	2381-2435	2436-2500	2501-2621
4	2204-2410	2411-2484	2485-2548	2549-2659
5	2219-2454	2455-2527	2528-2578	2579-2700
6	2235-2472	2473-2551	2552-2609	2610-2748
7	2250-2483	2484-2566	2567-2634	2635-2778
8	2265-2503	2504-2585	2586-2652	2653-2802








**NOTE:** The scale score for one content area cannot be compared to another content area.

The Badger Exam also provides information on the following content standards (claims):

English Language Arts (ELA)
Claim 1: Reading Claim 2: Writing Claim 3: Listening Claim 4: Research and Inquiry

Mathematics
Claim 1: Concepts and Procedures Claim 2: Problems Solving Claim 3: Communicating Reasoning Claim 4: Modeling and Data Analysis

A student's claim performance is described as one of the following categories, represented by the icons below.

Claim Performance Category	Online Report Icon	Individual Profile Report Icon	Description
<b>Exceeds Standard</b>			The assessment results indicate that the student <b><i>clearly understands and can successfully apply his or her knowledge</i></b> to the standards tested in this subject area for his or her grade.
<b>Meets Standard</b>			The assessment results indicate that the student <b><i>shows understanding and can apply his or her knowledge</i></b> to the standards tested in this subject area for his or her grade.
<b>Does Not Meet Standard</b>			The assessment results indicate that the student <b><i>has limited understanding and difficulty applying his or her knowledge</i></b> to the standards tested in this subject area for his or her grade.
<b>No Score Available</b>		---	Results cannot be reported due to a student providing only a limited number of responses.