

Understanding the New Badger Exam Scores

In the spring of 2015, all Wisconsin public school students in grades 3-8 were administered the Badger Exam in the content areas of English Language Arts and Mathematics. The student-level results are available to parents through an Individual Profile Report (IPR). The following guide will assist parents and guardians with understanding the student IPR.

A student's performance on the Badger Exam is reported in a numeric value called a scale score. The scale score is reported as one of four performance levels: Advanced, Proficient, Basic, and Below Basic. The description of each level is noted below.

Performance Level	Description
Advanced	Student demonstrates <i>thorough understanding</i> of and ability to apply the knowledge and skills for his or her grade level that are associated with college content-readiness.
Proficient	Student demonstrates <i>adequate understanding</i> of and ability to apply the knowledge and skills for his or her grade level that are associated with college content-readiness.
Basic	Student demonstrates <i>partial understanding</i> of and ability to apply the knowledge and skills for his or her grade level that are associated with college content-readiness.
Below Basic	Student demonstrates <i>minimal understanding</i> of and ability to apply the knowledge and skills for his or her grade level that are associated with college content-readiness.

The tables below provide the scale score ranges by each performance level for each content area and grade level.

English Language Arts (ELA)				
Gr.	Below Basic	Basic	Proficient	Advanced
3	2114-2366	2367-2431	2432-2489	2490-2623
4	2131-2415	2416-2472	2473-2532	2533-2663
5	2201-2441	2442-2501	2502-2581	2582-2701
6	2210-2456	2457-2530	2531-2617	2618-2724
7	2258-2478	2479-2551	2552-2648	2649-2745
8	2288-2486	2487-2566	2567-2667	2668-2769

Mathematics				
Gr.	Below Basic	Basic	Proficient	Advanced
3	2189-2380	2381-2435	2436-2500	2501-2621
4	2204-2410	2411-2484	2485-2548	2549-2659
5	2219-2454	2455-2527	2528-2578	2579-2700
6	2235-2472	2473-2551	2552-2609	2610-2748
7	2250-2483	2484-2566	2567-2634	2635-2778
8	2265-2503	2504-2585	2586-2652	2653-2802








NOTE: The scale score for one content area cannot be compared to another content area.

In addition to performance levels and scale scores, the Badger Exam provides information on the major topics or standards included in the English Language Arts and Mathematics tests. Individual test questions are aligned to these topics. The Tested Topics include:

English Language Arts (ELA)
<ul style="list-style-type: none"> • Reading • Writing • Listening • Research and Inquiry

Mathematics
<ul style="list-style-type: none"> • Concepts and Procedures • Problems Solving • Modeling and Data Analysis • Communicating Reasoning

A student's performance on the tested topics of English Language Arts and Mathematics is indicated by the number of stars where *Exceeds Standard* is 3 Stars, *Meets Standard* is 2 Stars, and *Does Not Meet Standard* is 1 Star. This will provide insight into each student's performance on the various topics within a content area. The performance category of the tested topics is described below along with the icon represented on the parent Individual Profile Report and the teacher Online Report.

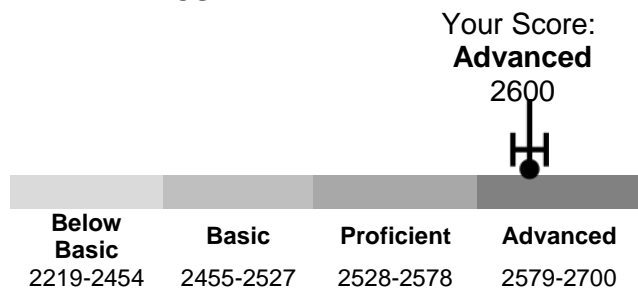
Performance Category	Online Report Icon	Individual Profile Report Icon	Description
Exceeds Standard			The assessment results indicate that the student clearly understands and can successfully apply his or her knowledge to the standards tested in this subject area for his or her grade.
Meets Standard			The assessment results indicate that the student shows understanding and can apply his or her knowledge to the standards tested in this subject area for his or her grade.
Does Not Meet Standard			The assessment results indicate that the student has limited understanding and difficulty applying his or her knowledge to the standards tested in this subject area for his or her grade.
No Score Available		---	Results cannot be reported due to a student providing only a limited number of responses.




State percentiles will not be printed on the Individual Profile Report; however, the state percentile scores will be available in August after the state data is finalized. A state percentile is a ranking of a student's results relative to the results of other students in the same grade level in the state. For example, a student who scored at the 85th percentile had a score that was equal or better than 85% of the scores of all Wisconsin students that tested in that grade level.

Individual Profile Report EXAMPLE:

The example below shows a 5th grade student sample score for Mathematics. This student's scale score is 2600, represented by the black dot. The band above the black dot represents the range of scores this student might receive if the test were taken more than once. It can be observed that the score of 2600 is near the lower end of the Advanced Performance Level (2579-2700). The chart on the right reports the performance by math standards (tested topics). This sample student Exceeds Standard (3 stars) in both Concepts and Procedures and Communicating Reasoning, and Meets Standard (2 stars) in Problem Solving and Modeling/Data Analysis.

MATHEMATICS



TESTED TOPICS	YOUR PERFORMANCE
Concepts and Procedures	
Problem Solving and Modeling/Data Analysis	
Communicating Reasoning	

For more information, please visit: Badger Exam Information: <http://oea.dpi.wi.gov/assessment/Smarter>

Or contact Kenosha Unified School District, Information and Accountability at 262-359-6259