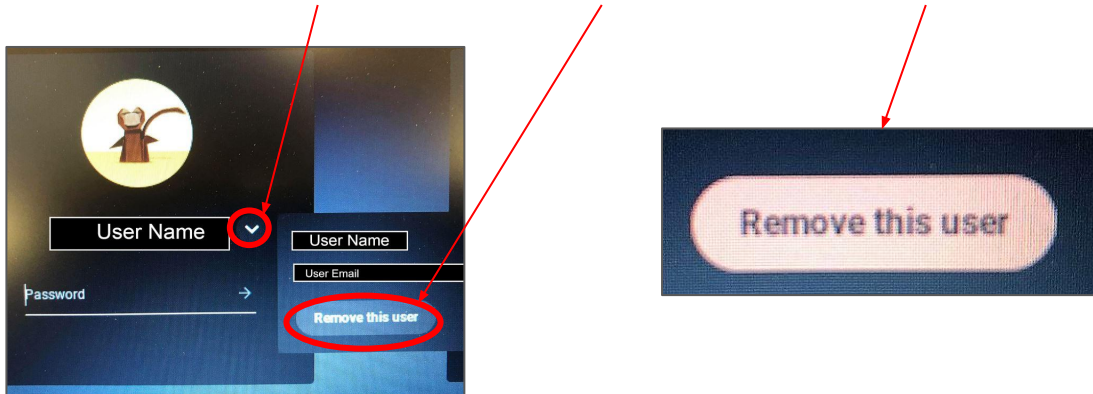


First Login of the School Year Using Chromebooks PK-5

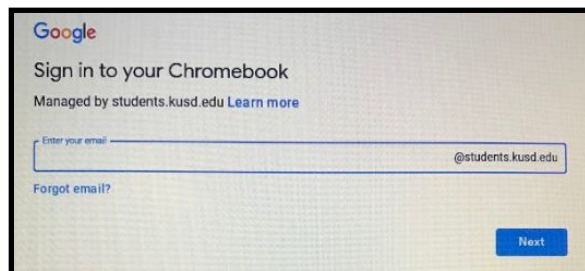
NOTE: You will have to connect your device to your home wifi network.

1. **REMOVE** all avatars that remain on the screen, including your own. Delete them by clicking on the **right down arrow** → **remove this user** → **remove this user**.

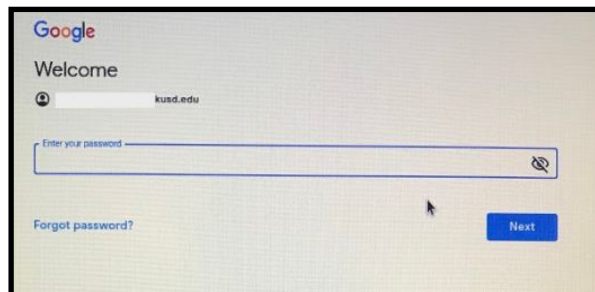


2. Use the **Login Card** provided with the Chromebook to find your student's KUSD email address. If you don't know your student's KUSD email, contact your classroom teacher.

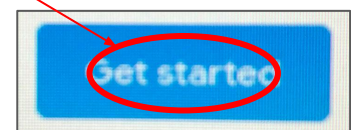
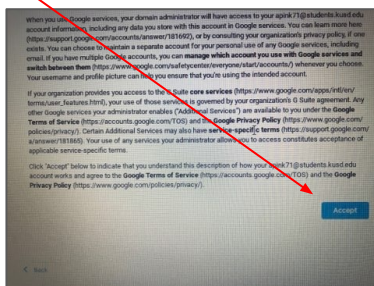
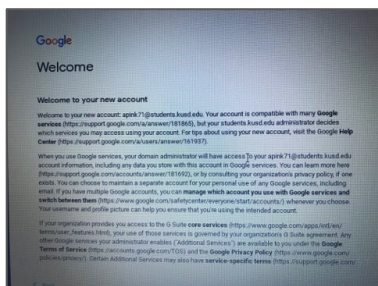
3. Enter the first half of your KUSD email (everything before the @ sign). Click **Next**.



4. Enter your password which is the student ID number. Click **Next**.

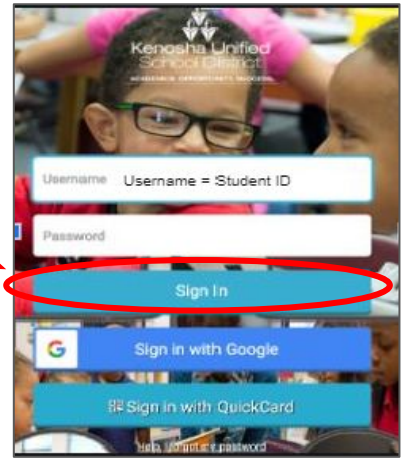


5. If you are a new student, a welcome page will appear. Scroll to the bottom and click **Accept** followed by **Get Started**.



The KUSD ClassLink sign in page will launch automatically.

6. Sign in to ClassLink using the **student ID** for both the **username** and **password**. You **MUST** first sign in by clicking the teal **Sign In** button. This will bring over the correct classes, textbooks, and applications related to your student's school and grade level.

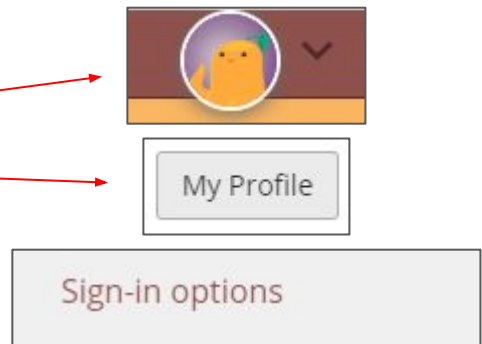


IMPORTANT: DO NOT sign in using “Sign in with Google” at this time.

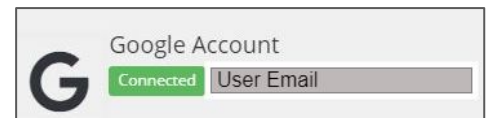
Remember: The username for ClassLink is your student ID number.

7. Once in ClassLink, check to see if your ClassLink account is connected to your Google account.

- Select the drop-down menu from the upper right-hand side of the screen,
- and select **My Profile**
- Then select **Sign-in options**.



8. If you are already connected you are ready to begin using ClassLink! The word **Connected** will appear in a green box. If not connected, select the **Connect** button on the right-hand side of the screen across from the Google icon. Select your account to finish connecting to Google. You can now use the **Sign in with Google** button on the login page.



9. Next the teacher will provide you with the next steps for accessing your learning platform: either Seesaw for grades PreK-2 or Google Classroom for grades 3-12.

For further instructions on the use of ClassLink, please review the ClassLink handout.