

Name _____

School _____



**CURRICULUM AND INSTRUCTIONAL SERVICES
MATHEMATICS COMMON ASSESSMENT
GRADE 7 PREALGEBRA: QUARTER 4 REVIEW**

<p>1. If $\angle 1$ and $\angle 2$ are complementary angles and $m\angle 1 = 51^\circ$, find the measure of $\angle 2$.</p>	<p>2. If $\angle 3$ and $\angle 4$ are supplementary and $m\angle 3 = 57^\circ$, find the measure of $\angle 4$.</p>
<p>3. Sketch a regular hexagon, and find the measure of an interior angle of the regular hexagon.</p>	<p>If l_1 is parallel to l_2, find the measure of angles 1, 2, and 3.</p> <div style="text-align: center;"> </div> <p>4. $m\angle 1 =$ _____</p> <p>5. $m\angle 2 =$ _____</p> <p>6. $m\angle 3 =$ _____</p>
<p>7. Sketch a regular pentagon and find the measure of an exterior angle of that pentagon.</p>	<p>8. $\angle 1$ and $\angle 3$ are vertical angles, and $m\angle 1$ and $m\angle 2$ are supplementary angles. If $m\angle 2 = 57^\circ$, find $m\angle 1$. (Hint: draw a picture.)</p>

9. A marble is drawn from a box that contains 8 red, 15 blue, and 7 white marbles. What is the probability of getting a blue marble?

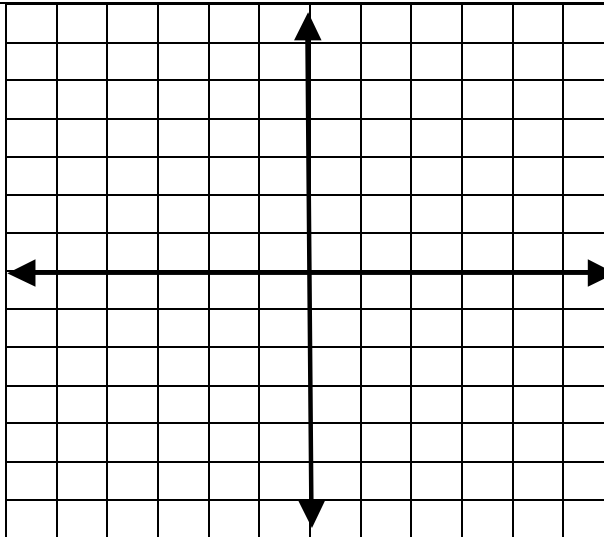
10. A bag has 6 red checkers, 4 black checkers, and 10 white checkers. What is the probability that you draw a red checker and then another red checker without replacing the first checker?

$\triangle RST$ has vertices $R(4, 2)$, $S(4, 5)$, and $T(1, 3)$.

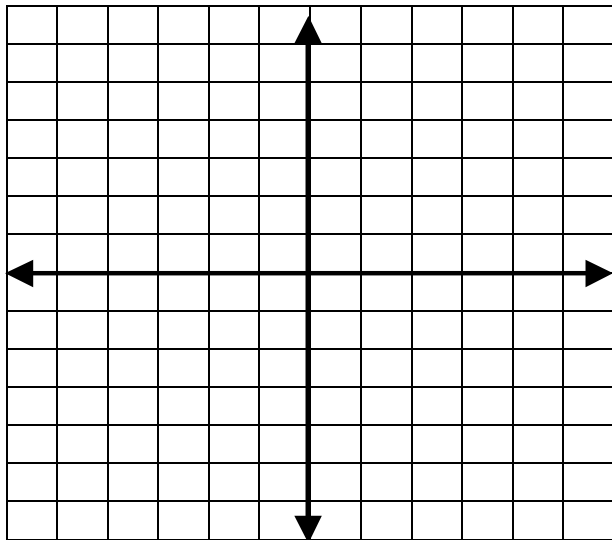
11. Find the coordinates of the vertices of the image $(x, y) \rightarrow (x-2, y-4)$.

R' _____, S' _____, T' _____

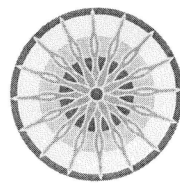
12. Draw $\triangle RST$ and $\triangle R'S'T'$ on the graph to the right. Label the vertices.



13. Draw the triangle with vertices $A(4, 2)$, $B(4, 5)$, and $C(1, 3)$. Reflect the triangle over the y axis.



14. What is the angle of rotation for the image below?



_____°

15. You have five shirts, three pairs of pants, and five pairs of socks. How many different outfits can you make?

Find the number of permutations or combinations.

16. ${}_8P_5 =$ _____

17. ${}_{12}P_6 =$ _____

18. ${}_{10}P_8 =$ _____

19. ${}_6C_2 =$ _____

20. ${}_{14}C_9 =$ _____


21. ${}_7C_2 =$ _____

22. Make a box and whisker plot of the two sets below.


Test 1: 50, 93, 81, 75, 70, 66, 68, 59, 60, 58, 71, 62, 84, 88, 65, 85

Test 2: 65, 73, 84, 92, 87, 83, 80, 77, 67, 74, 75, 81, 90, 88, 78, 85

23. Create a stem-and-leaf plot, frequency table, and histogram of the following golf scores: 12, 50, 72, 67, 33, 28, 44, 16, 21, 47, 42, 53, 33, 11, 60, 77, 35, 79



Interval	Frequency
10-19	
20-29	
30-39	
40-49	
50-59	
60-69	
70-79	



(Remember labels and title.)